

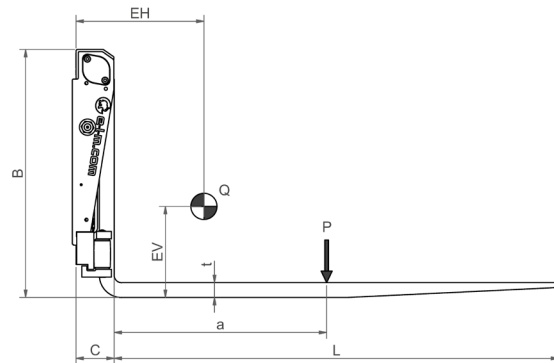
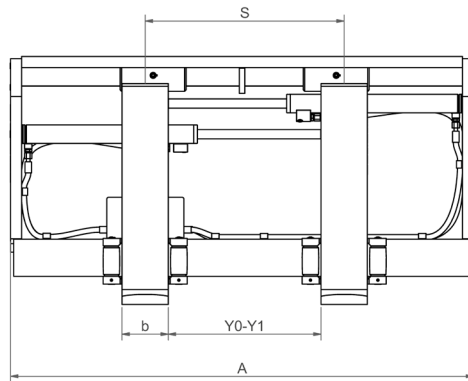


Integrated fork positioner with side shift, type 6IFPF

Benefits

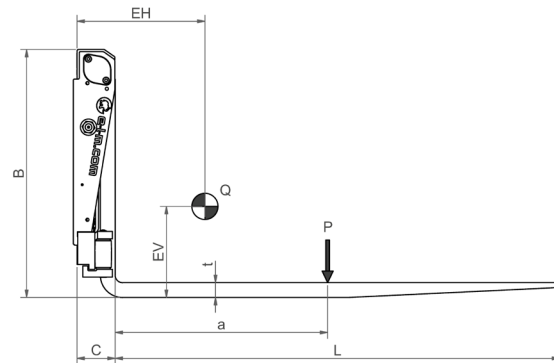
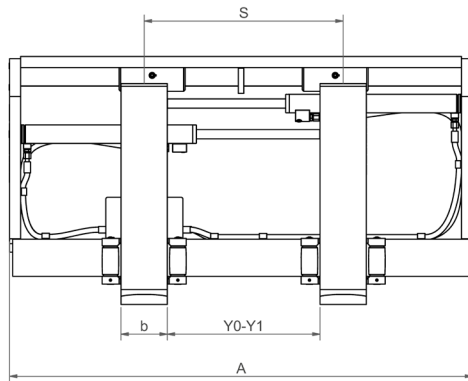
- Pintype supported forks for precise control
- Increased safety and efficiency due to optimized view
- The optimized view reduces the risk of damage
- Low lost load center
- Minimum reduction of forklift capacity
- Fork positioning and side shift in one attachment
- Maximized opening range
- Fully integrated (plug & work) for all brands of forklifts






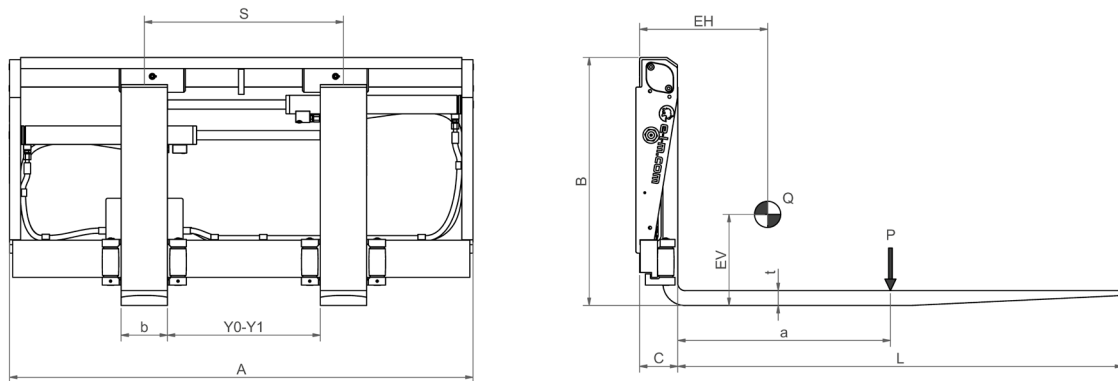
| | Capacity | Load center | Width | Height | Load center | Center of gravity, horizontal | Center of gravity, vertical | Weight | Opening range | Sides hift | Fork size/length |
|---------------------------|----------|-------------|-------|--------|-------------|-------------------------------|-----------------------------|--------|--------------------------------|------------|------------------|
| | P | a | A | B | C | E _H | E _V | Q | Y ₀ -Y ₁ | S | b x t x L |
| | [kg] | [mm] | [mm] | [mm] | [mm] | [mm] | [mm] | [kg] | [mm] | [mm] | [mm] |
| 6IFPF 16 950 | 1600 | 500 | 950 | 642 | 103 | 216 | 258 | 168 | 155 - 705 | +/- 138 | 80x40x1200 |
| 6IFPF 16 1000 | 1600 | 500 | 1000 | 642 | 103 | 213 | 260 | 171 | 155 - 755 | +/- 150 | 80x40x1200 |
| 6IFPF 16 1050 | 1600 | 500 | 1050 | 642 | 103 | 210 | 262 | 174 | 155 - 805 | +/- 163 | 80x40x1200 |
| 6IFPF 16 1100 | 1600 | 500 | 1100 | 642 | 103 | 206 | 264 | 177 | 155 - 855 | +/- 175 | 80x40x1200 |
| Max. width: A = 1300 [mm] | | | | | | | | | | | |
| 6IFPF 20 1000 | 2000 | 500 | 1000 | 642 | 103 | 234 | 246 | 190 | 115 - 715 | +/- 150 | 100x40x1200 |
| 6IFPF 20 1050 | 2000 | 500 | 1050 | 642 | 103 | 230 | 248 | 193 | 115 - 765 | +/- 163 | 100x40x1200 |
| 6IFPF 20 1100 | 2000 | 500 | 1100 | 642 | 103 | 227 | 250 | 196 | 115 - 815 | +/- 175 | 100x40x1200 |
| 6IFPF 20 1150 | 2000 | 500 | 1150 | 642 | 103 | 223 | 252 | 199 | 115 - 865 | +/- 188 | 100x40x1200 |
| Max. width: A = 1400 [mm] | | | | | | | | | | | |
| 6IFPF 25 1000 | 2500 | 500 | 1000 | 642 | 103 | 241 | 248 | 220 | 115 - 665 | +/- 138 | 120x40x1200 |
| 6IFPF 25 1050 | 2500 | 500 | 1050 | 642 | 103 | 238 | 250 | 223 | 115 - 715 | +/- 150 | 120x40x1200 |
| 6IFPF 25 1100 | 2500 | 500 | 1100 | 642 | 103 | 235 | 253 | 227 | 115 - 765 | +/- 163 | 120x40x1200 |
| 6IFPF 25 1150 | 2500 | 500 | 1150 | 642 | 103 | 232 | 255 | 230 | 115 - 815 | +/- 175 | 120x40x1200 |
| 6IFPF 25 1200 | 2500 | 500 | 1200 | 642 | 103 | 229 | 257 | 233 | 115 - 865 | +/- 188 | 120x40x1200 |
| 6IFPF 25 1300 | 2500 | 500 | 1300 | 642 | 103 | 223 | 262 | 241 | 115 - 965 | +/- 213 | 120x40x1200 |
| Max. width: A = 1500 [mm] | | | | | | | | | | | |
| 6IFPF 30 1100 | 3000 | 500 | 1100 | 669 | 103 | 229 | 259 | 243 | 115 - 765 | +/- 163 | 125x40x1200 |
| 6IFPF 30 1150 | 3000 | 500 | 1150 | 669 | 103 | 226 | 261 | 247 | 115 - 815 | +/- 175 | 125x40x1200 |
| 6IFPF 30 1200 | 3000 | 500 | 1200 | 669 | 103 | 223 | 263 | 251 | 115 - 865 | +/- 188 | 125x40x1200 |
| 6IFPF 30 1250 | 3000 | 500 | 1250 | 669 | 103 | 221 | 265 | 255 | 115 - 915 | +/- 200 | 125x40x1200 |
| 6IFPF 30 1300 | 3000 | 500 | 1300 | 669 | 103 | 218 | 267 | 259 | 115 - 965 | +/- 213 | 125x40x1200 |
| Max. width: A = 1600 [mm] | | | | | | | | | | | |





| | Capacity | Load center | Width | Height | Lost load center | Center of gravity, horizontal | Center of gravity, vertical | Weight | Opening range | Side shift | Fork size/length |
|----------------------------------|----------|-------------|-------|--------|------------------|-------------------------------|-----------------------------|--------|---------------|------------|------------------|
| | P | a | A | B | C | E_H | E_V | Q | Y_0-Y_1 | S | b x t x L |
| | [kg] | [mm] | [mm] | [mm] | [mm] | [mm] | [mm] | [kg] | [mm] | [mm] | [mm] |
| 6IFPF 35 1150 | 3500 | 500 | 1150 | 669 | 108 | 229 | 258 | 259 | 115 - 815 | +/- 175 | 125x45x1200 |
| 6IFPF 35 1200 | 3500 | 500 | 1200 | 669 | 108 | 226 | 260 | 262 | 115 - 865 | +/- 188 | 125x45x1200 |
| 6IFPF 35 1250 | 3500 | 500 | 1250 | 669 | 108 | 223 | 262 | 266 | 115 - 915 | +/- 200 | 125x45x1200 |
| 6IFPF 35 1300 | 3500 | 500 | 1300 | 669 | 108 | 220 | 264 | 270 | 115 - 965 | +/- 213 | 125x45x1200 |
| 6IFPF 35 1400 | 3500 | 500 | 1400 | 669 | 108 | 215 | 267 | 278 | 115 - 1065 | +/- 238 | 125x45x1200 |
| 6IFPF 35 1500 | 3500 | 500 | 1500 | 669 | 108 | 210 | 271 | 286 | 115 - 1165 | +/- 263 | 125x45x1200 |
| Max. width: A = 1500 [mm] | | | | | | | | | | | |
| 6IFPF 40 1200 | 4000 | 500 | 1200 | 669 | 121 | 223 | 269 | 300 | 115 - 865 | +/- 188 | 125x50x1200 |
| 6IFPF 40 1300 | 4000 | 500 | 1300 | 669 | 121 | 217 | 274 | 309 | 115 - 965 | +/- 213 | 125x50x1200 |
| 6IFPF 40 1400 | 4000 | 500 | 1400 | 669 | 121 | 212 | 278 | 319 | 115 - 1065 | +/- 238 | 125x50x1200 |
| 6IFPF 40 1500 | 4000 | 500 | 1500 | 669 | 121 | 207 | 281 | 329 | 115 - 1165 | +/- 263 | 125x50x1200 |
| 6IFPF 40 1600 | 4000 | 500 | 1600 | 669 | 121 | 202 | 285 | 338 | 115 - 1265 | +/- 288 | 125x50x1200 |
| Max. width: A = 1700 [mm] | | | | | | | | | | | |
| 6IFPF 45 1300 | 4500 | 600 | 1300 | 798 | 122 | 206 | 337 | 402 | 115 - 915 | +/- 200 | 150x50x1200 |
| 6IFPF 45 1400 | 4500 | 600 | 1400 | 798 | 122 | 201 | 341 | 414 | 115 - 1015 | +/- 225 | 150x50x1200 |
| 6IFPF 45 1450 | 4500 | 600 | 1450 | 798 | 122 | 198 | 343 | 420 | 115 - 1065 | +/- 238 | 150x50x1200 |
| 6IFPF 45 1500 | 4500 | 600 | 1500 | 798 | 122 | 197 | 345 | 424 | 115 - 1115 | +/- 250 | 150x50x1200 |
| 6IFPF 45 1800 | 4500 | 600 | 1800 | 798 | 122 | 184 | 366 | 464 | 115 - 1415 | +/- 325 | 150x50x1200 |
| Max. width: A = 1900 [mm] | | | | | | | | | | | |
| 6IFPF 50 1400 | 5000 | 600 | 1400 | 798 | 122 | 201 | 341 | 414 | 115 - 1015 | +/- 225 | 150x50x1200 |
| 6IFPF 50 1450 | 5000 | 600 | 1450 | 798 | 122 | 198 | 343 | 420 | 115 - 1065 | +/- 238 | 150x50x1200 |
| 6IFPF 50 1600 | 5000 | 600 | 1600 | 798 | 122 | 192 | 349 | 439 | 115 - 1215 | +/- 275 | 150x50x1200 |
| 6IFPF 50 1800 | 5000 | 600 | 1800 | 798 | 122 | 184 | 357 | 464 | 115 - 1415 | +/- 325 | 150x50x1200 |
| 6IFPF 50 1900 | 5000 | 600 | 1900 | 798 | 122 | 180 | 360 | 477 | 115 - 1515 | +/- 350 | 150x50x1200 |
| Max. width: A = 2000 [mm] | | | | | | | | | | | |





| | Capacity | Load center | Width | Height | Lost load center | Center of gravity, horizontal | Center of gravity, vertical | Weight | Opening range | Side shift | Fork size/length |
|-----------------------|-----------|-------------|-----------|-----------|------------------|-------------------------------|-----------------------------|-----------|--|------------|-------------------|
| | P [kg] | a [mm] | A [mm] | B [mm] | C [mm] | E _H [mm] | E _V [mm] | Q [kg] | Y ₀ -Y ₁ [mm] | S [mm] | b x t x L [mm] |
| 6IFPF 60 1600 | 6000 | 600 | 1600 | 845 | 156 | 151 | 384 | 646 | 150 - 1170 | +/- 255 | 150x60x1200 |
| 6IFPF 60 1800 | 6000 | 600 | 1800 | 845 | 156 | 165 | 390 | 676 | 150 - 1370 | +/- 305 | 150x60x1200 |
| 6IFPF 60 1900 | 6000 | 600 | 1900 | 845 | 156 | 172 | 393 | 691 | 150 - 1470 | +/- 330 | 150x60x1200 |
| 6IFPF 60 2000 | 6000 | 600 | 2000 | 845 | 156 | 179 | 396 | 706 | 150 - 1570 | +/- 355 | 150x60x1200 |
| Max. width: 2200 [mm] | | | | | | | | | | | |
| 6IFPF 70 1800 | 7000 | 600 | 1800 | 845 | 156 | 183 | 393 | 677 | 150 - 1370 | +/- 305 | 150x60x1200 |
| 6IFPF 70 2000 | 7000 | 600 | 2000 | 845 | 156 | 177 | 398 | 713 | 150 - 1570 | +/- 355 | 150x60x1200 |
| 6IFPF 70 2100 | 7000 | 600 | 2100 | 845 | 156 | 174 | 401 | 731 | 150 - 1670 | +/- 380 | 150x60x1200 |
| 6IFPF 70 2200 | 7000 | 600 | 2200 | 845 | 156 | 171 | 403 | 749 | 150 - 1770 | +/- 405 | 150x60x1200 |
| Max. width: 2400 [mm] | | | | | | | | | | | |
| 6IFPF 80 2000 | 8000 | 600 | 2000 | 945 | 161 | 180 | 446 | 767 | 150 - 1570 | +/- 355 | 150x65x1200 |
| 6IFPF 80 2100 | 8000 | 600 | 2100 | 945 | 161 | 177 | 449 | 787 | 150 - 1670 | +/- 380 | 150x65x1200 |
| 6IFPF 80 2200 | 8000 | 600 | 2200 | 945 | 161 | 174 | 452 | 808 | 150 - 1770 | +/- 405 | 150x65x1200 |
| 6IFPF 80 2300 | 8000 | 600 | 2300 | 945 | 161 | 171 | 455 | 828 | 150 - 1870 | +/- 430 | 150x65x1200 |
| Max. width: 2400 [mm] | | | | | | | | | | | |
| 6IFPF 100 2000 | 10000 | 600 | 2000 | 1195 | 185 | 174 | 567 | 1157 | 190 - 1450 | +/- 315 | 180x70x1200 |
| 6IFPF 100 2200 | 10000 | 600 | 2200 | 1195 | 185 | 170 | 571 | 1210 | 190 - 1650 | +/- 365 | 180x70x1200 |
| 6IFPF 100 2300 | 10000 | 600 | 2300 | 1195 | 185 | 168 | 573 | 1236 | 190 - 1750 | +/- 390 | 180x70x1200 |
| 6IFPF 100 2400 | 10000 | 600 | 2400 | 1195 | 185 | 166 | 575 | 1263 | 190 - 1850 | +/- 415 | 180x70x1200 |
| Max. width: 2600 [mm] | | | | | | | | | | | |
| 6IFPF 120 2000 | 12000 | 600 | 2000 | 1195 | 190 | 179 | 561 | 1185 | 190 - 1450 | +/- 315 | 180x75x1200 |
| 6IFPF 120 2200 | 12000 | 600 | 2200 | 1195 | 190 | 175 | 565 | 1239 | 190 - 1650 | +/- 365 | 180x75x1200 |
| 6IFPF 120 2300 | 12000 | 600 | 2300 | 1195 | 190 | 173 | 568 | 1266 | 190 - 1750 | +/- 390 | 180x75x1200 |
| 6IFPF 120 2400 | 12000 | 600 | 2400 | 1195 | 190 | 170 | 571 | 1293 | 190 - 1850 | +/- 415 | 180x75x1200 |
| Max. width: 3000 [mm] | | | | | | | | | | | |

